



Know the symptoms & risks OF PANCREATIC CANCER

EARLY DETECTION SAVES LIVES

SYMPTOMS

The symptoms of pancreatic cancer are often vague and may at first appear to be associated with other less serious and more common conditions:



STOMACH
PAIN



MID-BACK
PAIN



UNEXPLAINED
WEIGHT LOSS




LOSS OF
APPETITE,
NAUSEA



CHANGES
IN STOOL



JAUNDICE
(Yellowish Eyes or Skin)




INDIGESTION



NEW-ONSET
DIABETES

RISKS

The cause of the majority of pancreatic cancer cases is unknown. There is evidence that the following may increase your risk of pancreatic cancer:



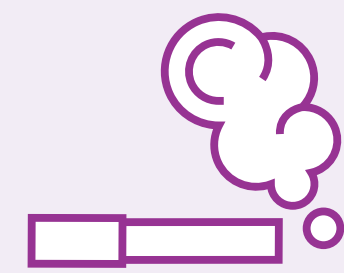
AGE




BEING
OVERWEIGHT




PANCREATITIS



SMOKING



DIABETES



A FAMILY HISTORY
OF PANCREATIC
CANCER

Speak to your healthcare provider today if you are regularly experiencing one or more of these symptoms or think you are at an increased risk for pancreatic cancer.

To find useful resources and links to local pancreatic cancer organisations in your country, visit us online: **WorldPancreaticCancerDay.org**



Follow us!

Facebook: @worldpancreaticcancerday
Instagram & Twitter: @worldpancreatic

Sources:

1. American Cancer Society, (2011). *Global Cancer Facts & Figures 2nd Edition*.
2. Global Cancer Observatory: Cancer Today. Accessed September 2018.

Listen to Your Body

